

January 27, 2022

**SENT VIA EMAIL**

City Council  
City of Perry  
c/o Penny Staffney, Finance Director  
224 S. Jefferson St.  
Perry, FL 32347

**RE: CITY OF PERRY MUNICIPAL POLICE OFFICERS' RETIREMENT TRUST FUND**  
**ANNUAL REPORT OF INVESTMENT ACTIVITY**

Dear City Council:

In accordance with Section 112.661(15), Florida Statutes, please find enclosed the annual report of investment activity of the City of Perry Municipal Police Officers' Retirement Trust Fund. This report includes investments in the portfolio as of September 30, 2021, listed by class or type, book value, income earned and market value as of the stated date. This report must also be made available to the public.

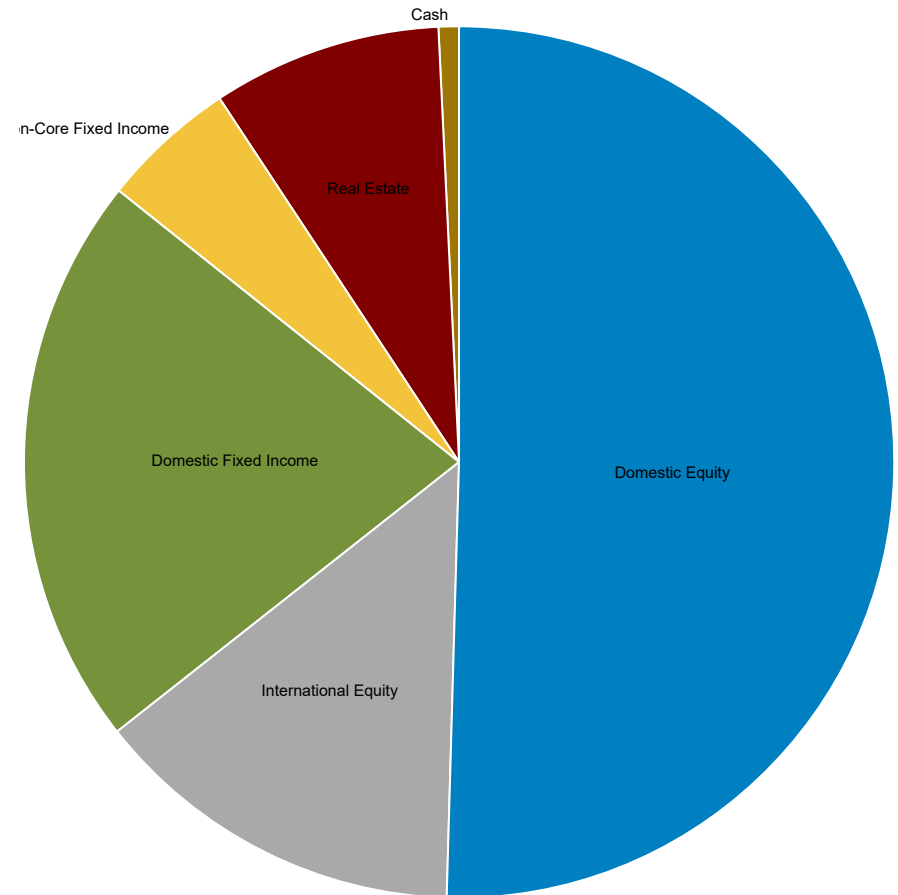
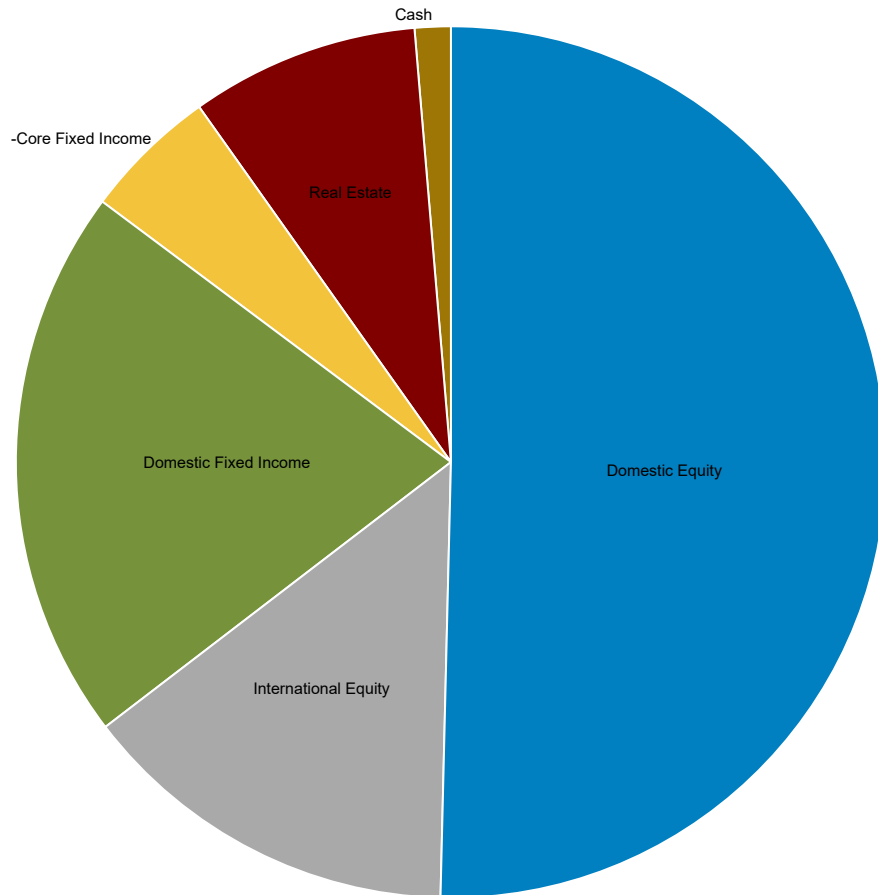
Thank you,



Kim Kilgore  
Plan Administrator

June 30, 2021 : \$10,876,346

September 30, 2021 : \$10,839,900



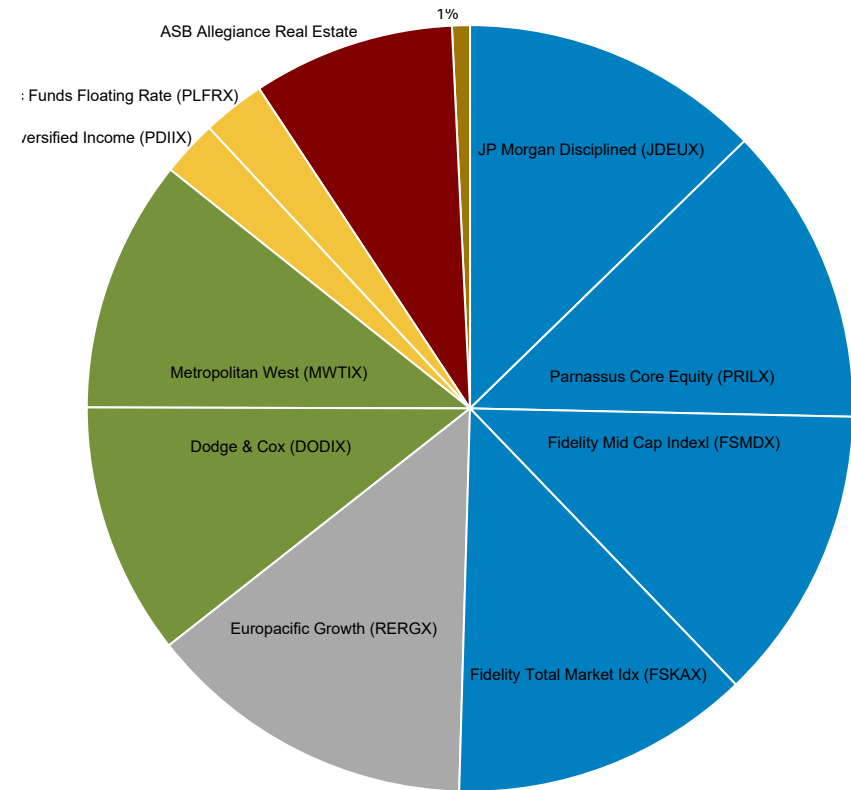
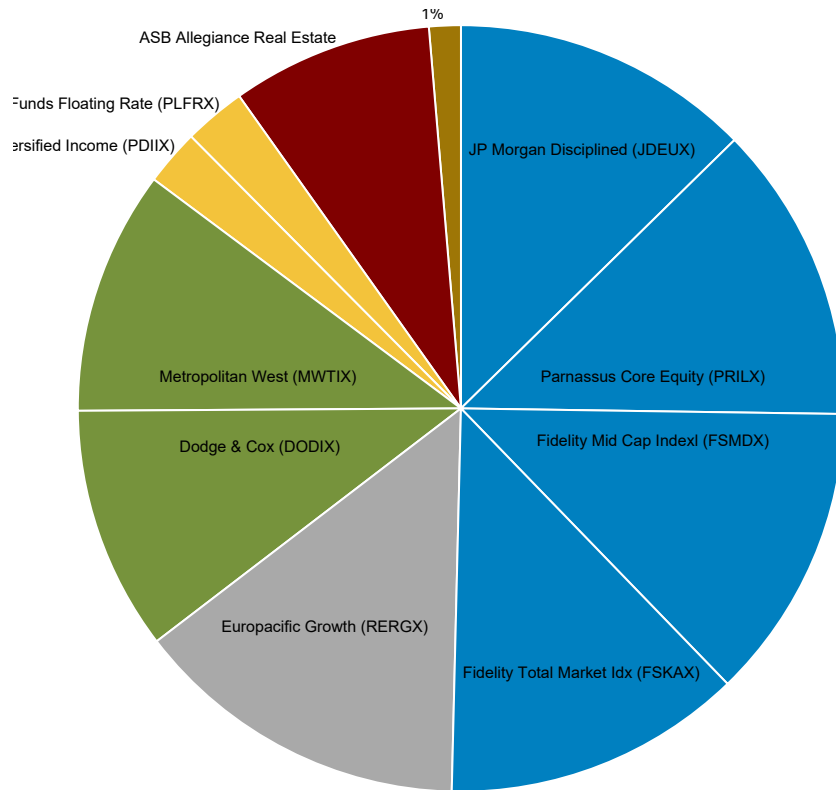
Allocation			Allocation		
	Market Value	Allocation		Market Value	Allocation
■ Domestic Equity	5,480,049	50.4	■ Domestic Equity	5,469,241	50.5
■ International Equity	1,546,841	14.2	■ International Equity	1,510,548	13.9
■ Domestic Fixed Income	2,239,881	20.6	■ Domestic Fixed Income	2,310,679	21.3
■ Non-Core Fixed Income	540,490	5.0	■ Non-Core Fixed Income	543,446	5.0
■ Real Estate	923,456	8.5	■ Real Estate	923,456	8.5
■ Cash	145,629	1.3	■ Cash	82,531	0.8



**Perry Police Officers' Retirement System**  
**Asset Allocation by Manager**  
 As of September 30, 2021

**June 30, 2021 : \$10,876,346**

**September 30, 2021 : \$10,839,900**



Allocation			Allocation		
	Market Value	Allocation		Market Value	Allocation
JP Morgan Disciplined (JDEUX)	1,375,562	12.6	JP Morgan Disciplined (JDEUX)	1,376,554	12.7
Parnassus Core Equity (PRILX)	1,368,510	12.6	Parnassus Core Equity (PRILX)	1,371,006	12.6
Fidelity Mid Cap Index (FSMDX)	1,362,792	12.5	Fidelity Mid Cap Index (FSMDX)	1,350,158	12.5
Fidelity Total Market Index (FSKAX)	1,373,185	12.6	Fidelity Total Market Index (FSKAX)	1,371,524	12.7
Europacific Growth (RERGX)	1,546,841	14.2	Europacific Growth (RERGX)	1,510,548	13.9
Dodge & Cox (DODIX)	1,119,726	10.3	Dodge & Cox (DODIX)	1,154,999	10.7
Metropolitan West (MWTIX)	1,120,155	10.3	Metropolitan West (MWTIX)	1,155,679	10.7
PIMCO Diversified Income (PDIIX)	256,520	2.4	PIMCO Diversified Income (PDIIX)	256,833	2.4
Pacific Funds Floating Rate (PLFRX)	283,969	2.6	Pacific Funds Floating Rate (PLFRX)	286,612	2.6
ASB Allegiance Real Estate	923,456	8.5	ASB Allegiance Real Estate	923,456	8.5
Cash	145,629	1.3	Cash	82,531	0.8



**Perry Police Officers' Retirement System**  
**Asset Allocation History by Portfolio**  
As of September 30, 2021

	Sep-2021		Jun-2021		Mar-2021		Dec-2020		Sep-2020	
	(\$)	%	(\$)	%	(\$)	%	(\$)	%	(\$)	%
<b>Total Equity</b>	<b>6,979,789</b>	<b>64.39</b>	<b>7,026,890</b>	<b>64.61</b>	<b>7,284,696</b>	<b>70.50</b>	<b>7,036,309</b>	<b>70.01</b>	<b>6,103,052</b>	<b>66.82</b>
<b>Domestic Equity</b>	<b>5,469,241</b>	<b>50.45</b>	<b>5,480,049</b>	<b>50.39</b>	<b>5,688,175</b>	<b>55.05</b>	<b>5,432,847</b>	<b>54.06</b>	<b>4,766,311</b>	<b>52.19</b>
JP Morgan Disciplined (JDEUX)	1,376,554	12.70	1,375,562	12.65	1,461,521	14.14	1,397,443	13.90	1,242,847	13.61
Parnassus Core Equity (PRILX)	1,371,006	12.65	1,368,510	12.58	1,398,618	13.54	1,335,398	13.29	1,201,667	13.16
Vanguard Mid Cap Index (VIMAX)	-	0.00	-	0.00	-	0.00	1,318,238	13.12	1,117,004	12.23
Fidelity Mid Cap Index (FSMDX)	1,350,158	12.46	1,362,792	12.53	1,389,929	13.45	-	0.00	-	0.00
Vanguard Total Stock Market Index (VITSX)	-	0.00	-	0.00	-	0.00	1,381,768	13.75	1,204,793	13.19
Fidelity Total Market Idx (FSKAX)	1,371,524	12.65	1,373,185	12.63	1,438,108	13.92	-	0.00	-	0.00
<b>International Equity</b>	<b>1,510,548</b>	<b>13.94</b>	<b>1,546,841</b>	<b>14.22</b>	<b>1,596,521</b>	<b>15.45</b>	<b>1,603,462</b>	<b>15.95</b>	<b>1,336,741</b>	<b>14.64</b>
Europacific Growth (RERGX)	1,510,548	13.94	1,546,841	14.22	1,596,521	15.45	1,603,462	15.95	1,336,741	14.64
<b>Total Fixed Income</b>	<b>2,854,125</b>	<b>26.33</b>	<b>2,780,371</b>	<b>25.56</b>	<b>2,009,817</b>	<b>19.45</b>	<b>2,056,855</b>	<b>20.47</b>	<b>2,016,312</b>	<b>22.08</b>
<b>Domestic Fixed Income</b>	<b>2,310,679</b>	<b>21.32</b>	<b>2,239,881</b>	<b>20.59</b>	<b>1,603,294</b>	<b>15.52</b>	<b>1,647,949</b>	<b>16.40</b>	<b>1,617,973</b>	<b>17.72</b>
Dodge & Cox (DODIX)	1,154,999	10.66	1,119,726	10.30	822,254	7.96	843,500	8.39	823,048	9.01
Metropolitan West (MWTIX)	1,155,679	10.66	1,120,155	10.30	781,040	7.56	804,450	8.00	794,925	8.70
<b>Non-Core Fixed Income</b>	<b>543,446</b>	<b>5.01</b>	<b>540,490</b>	<b>4.97</b>	<b>406,523</b>	<b>3.93</b>	<b>408,905</b>	<b>4.07</b>	<b>398,339</b>	<b>4.36</b>
Templeton Global (FTTRX)	-	0.00	-	0.00	-	0.00	-	0.00	196,101	2.15
PIMCO Diversified Income (PDIIX)	256,833	2.37	256,520	2.36	195,488	1.89	200,553	2.00	-	0.00
Pacific Funds Floating Rate (PLFRX)	286,612	2.64	283,969	2.61	211,035	2.04	208,352	2.07	202,238	2.21
<b>Real Estate</b>	<b>923,456</b>	<b>8.52</b>	<b>923,456</b>	<b>8.49</b>	<b>903,241</b>	<b>8.74</b>	<b>884,738</b>	<b>8.80</b>	<b>877,570</b>	<b>9.61</b>
ASB Allegiance Real Estate	923,456	8.52	923,456	8.49	903,241	8.74	884,738	8.80	877,570	9.61
<b>Cash</b>	<b>82,531</b>	<b>0.76</b>	<b>145,629</b>	<b>1.34</b>	<b>134,924</b>	<b>1.31</b>	<b>72,654</b>	<b>0.72</b>	<b>136,405</b>	<b>1.49</b>
<b>Total Fund</b>	<b>10,839,900</b>	<b>100.00</b>	<b>10,876,346</b>	<b>100.00</b>	<b>10,332,678</b>	<b>100.00</b>	<b>10,050,556</b>	<b>100.00</b>	<b>9,133,340</b>	<b>100.00</b>



**Perry Police Officers' Retirement System  
Financial Reconciliation**

October 1, 2020 To September 30, 2021

	<b>Market Value 10/01/2020</b>	<b>Net Transfers</b>	<b>Contributions</b>	<b>Distributions</b>	<b>Management Fees</b>	<b>Other Expenses</b>	<b>Income</b>	<b>Capital Gain/Loss</b>	<b>Market Value 09/30/2021</b>
<b>Total Equity</b>	<b>6,103,052</b>	<b>-945,000</b>	-	-	-	-	<b>117,886</b>	<b>1,703,850</b>	<b>6,979,789</b>
<b>Domestic Equity</b>	<b>4,766,311</b>	<b>-784,000</b>	-	-	-	-	<b>41,903</b>	<b>1,445,027</b>	<b>5,469,241</b>
JP Morgan Disciplined (JDEUX)	1,242,847	-245,500	-	-	-	-	15,618	363,589	1,376,554
Parnassus Core Equity (PRILX)	1,201,667	-164,500	-	-	-	-	8,294	325,545	1,371,006
Vanguard Mid Cap Index (VIMAX)	1,117,004	-1,334,382	-	-	-	-	5,911	211,467	-
Fidelity Mid Cap IndexI (FSMDX)	-	1,172,882	-	-	-	-	4,862	172,414	1,350,158
Vanguard Total Stock Market Index (VITSX)	1,204,793	-1,400,872	-	-	-	-	5,525	190,554	-
Fidelity Total Market Idx (FSKAX)	-	1,188,372	-	-	-	-	1,693	181,459	1,371,524
<b>International Equity</b>	<b>1,336,741</b>	<b>-161,000</b>	-	-	-	-	<b>75,984</b>	<b>258,823</b>	<b>1,510,548</b>
Europacific Growth (RERGX)	1,336,741	-161,000	-	-	-	-	75,984	258,823	1,510,548
<b>Total Fixed Income</b>	<b>2,016,312</b>	<b>794,784</b>	-	-	-	-	<b>52,562</b>	<b>-9,533</b>	<b>2,854,125</b>
<b>Domestic Fixed Income</b>	<b>1,617,973</b>	<b>670,784</b>	-	-	-	-	<b>35,985</b>	<b>-14,064</b>	<b>2,310,679</b>
Dodge & Cox (DODIX)	823,048	313,392	-	-	-	-	24,189	-5,630	1,154,999
Metropolitan West (MWTIX)	794,925	357,392	-	-	-	-	11,796	-8,434	1,155,679
<b>Non-Core Fixed Income</b>	<b>398,339</b>	<b>124,000</b>	-	-	-	-	<b>16,576</b>	<b>4,531</b>	<b>543,446</b>
Templeton Global (FTTRX)	196,101	-196,671	-	-	-	-	1,547	-977	-
PIMCO Diversified Income (PDIIX)	-	251,671	-	-	-	-	6,653	-1,491	256,833
Pacific Funds Floating Rate (PLFRX)	202,238	69,000	-	-	-	-	8,376	6,999	286,612
<b>Real Estate</b>	<b>877,570</b>	-	-	-	<b>-8,500</b>	-	-	<b>54,385</b>	<b>923,456</b>
ASB Allegiance Real Estate	877,570	-	-	-	-8,500	-	-	54,385	923,456
<b>Cash</b>	<b>136,405</b>	<b>150,216</b>	<b>397,228</b>	<b>-532,476</b>	-	<b>-68,855</b>	<b>13</b>	-	<b>82,531</b>
<b>Total Fund</b>	<b>9,133,340</b>	-	<b>397,228</b>	<b>-532,476</b>	<b>-8,500</b>	<b>-68,855</b>	<b>170,461</b>	<b>1,748,703</b>	<b>10,839,900</b>

